







Main Floor
936 sq ft PER UNIT

-  2 BEDROOMS
-  1 BATH
-  1 CAR GARAGE
-  936 SQ FT
-  76' WIDTH
-  42' DEPTH
- CRAWL SPACE or SLAB

936-DUP